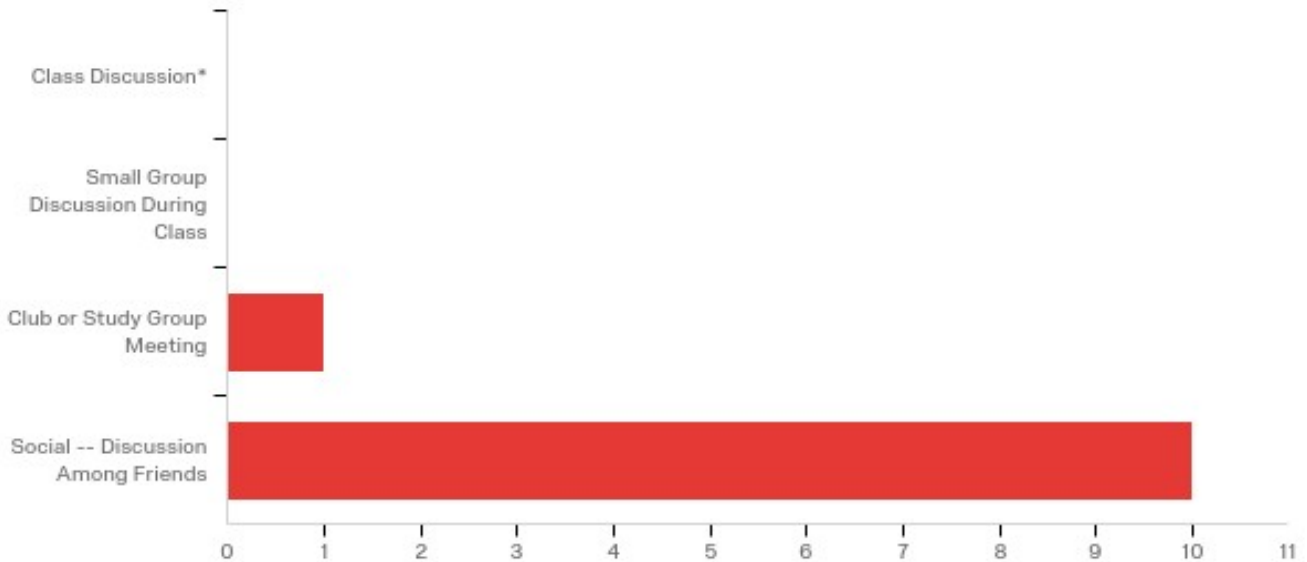


# Default Report

*Interruptions in Conversation*

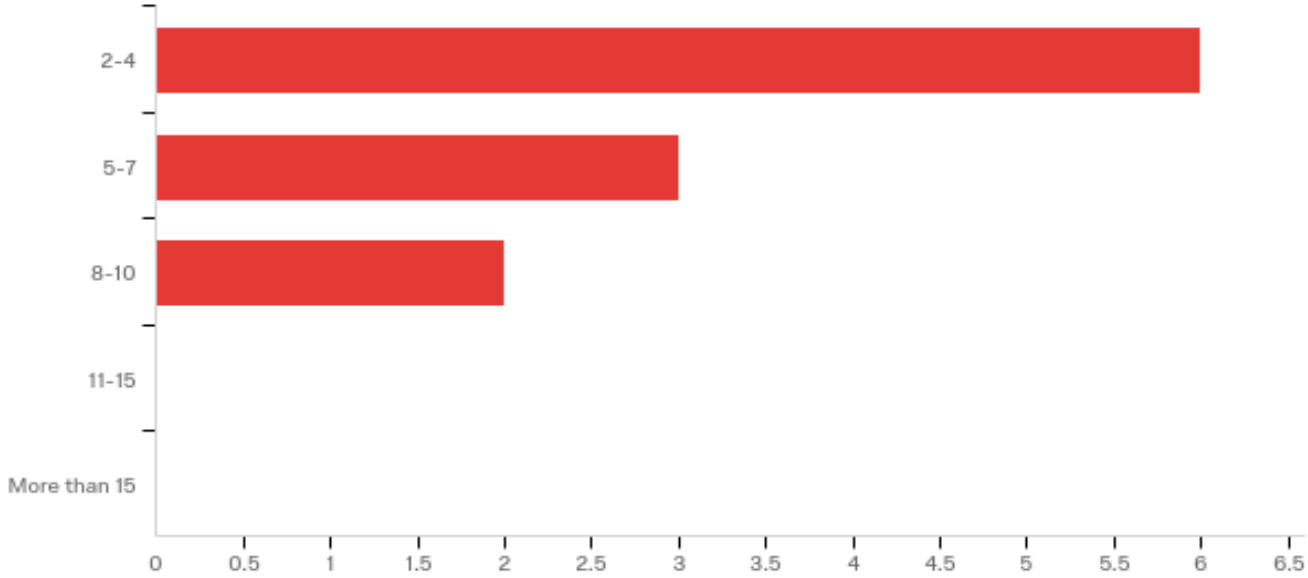
February 22nd 2018, 2:00 pm EST

**Q1 - What was the setting for the speech event? (Note that the starred option might not work well for tracking interruptions as classroom etiquette tends to lead us away from this.)**



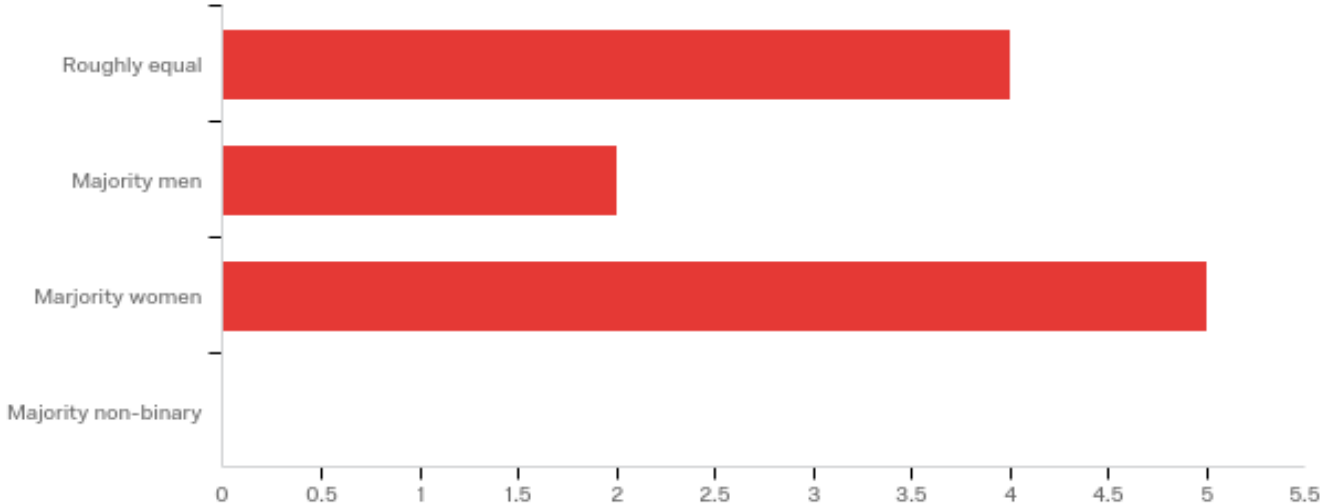
#	Answer	%	Count
1	Class Discussion*	0.00%	0
2	Small Group Discussion During Class	0.00%	0
3	Club or Study Group Meeting	9.09%	1
4	Social -- Discussion Among Friends	90.91%	10
	Total	100%	11

**Q2 - How many people were present? (Count even those who did not talk.)**



#	Answer	%	Count
1	2-4	54.55%	6
2	5-7	27.27%	3
3	8-10	18.18%	2
4	11-15	0.00%	0
5	More than 15	0.00%	0
	Total	100%	11

Q6 - What was the gender distribution of the group?



#	Answer	%	Count
1	Roughly equal	36.36%	4
2	Majority men	18.18%	2
3	Marjority women	45.45%	5
4	Majority non-binary	0.00%	0
	Total	100%	11

### Q5 - Of those, how did you divide the interruptors and the interuptees?

Women - Total number of times they interrupted someone else

Women - Total number of times they interrupted someone else
8
5
5
5
0
1
1
7
9
5
2

Women - Number of times they interrupted someone not of their own gender identity

Women - Number of times they interrupted someone not of their own gender identity
2
0
4
0
0
0
0
0
0
N/A
1

Women - Number of times they were interrupted, and PERSISTED

Women - Number of times they were interrupted, and PERSISTED

0

4

2

1

0

3

0

1

3

3

0

Women - Number of times they were interrupted, and they "CEDED THE FLOOR";

Women - Number of times they were interrupted, and they "CEDED THE FLOOR"

6

1

3

4

0

0

5

5

6

2

3

Men - Total number of times they interrupted someone else

Men - Total number of times they interrupted someone else

16

6

8

0

6

2

5

0

N/A

4

Men - Number of times they interrupted someone not of their own gender identity

Men - Number of times they interrupted someone not of their own gender identity

9

2

2

0

0

2

4

1

N/A

2

3

Men - Number of times they were interrupted, and PERSISTED

Men - Number of times they were interrupted, and PERSISTED

6

5

5

0

4

0

1

0

N/A

1

0

Men - Number of times they were interrupted, and they "CEDED THE FLOOR"

Men - Number of times they were interrupted, and they "CEDED THE FLOOR"

2

2

2

0

2

0

0

1

N/A

1

1

Non-Binary - Total number of times they interrupted someone else

Non-Binary - Total number of times they interrupted someone else

N/A

11

0

0

0

0

N/A

NA

Non-Binary - Number of times they interrupted someone not of their own gender identity

Non-Binary - Number of times they interrupted someone not of their own gender identity

N/A

9

0

0

0

0

N/A

NA

Non-Binary - Number of times they were interrupted, and PERSISTED

Non-Binary - Number of times they were interrupted, and PERSISTED

N/A

8

0

0

0



0
N/A
NA

Non-Binary - Number of times they were interrupted, and they "CEDED THE FLOOR";

Non-Binary - Number of times they were interrupted, and they "CEDED THE FLOOR"
N/A
4
0
0
0
0
0
N/A
NA