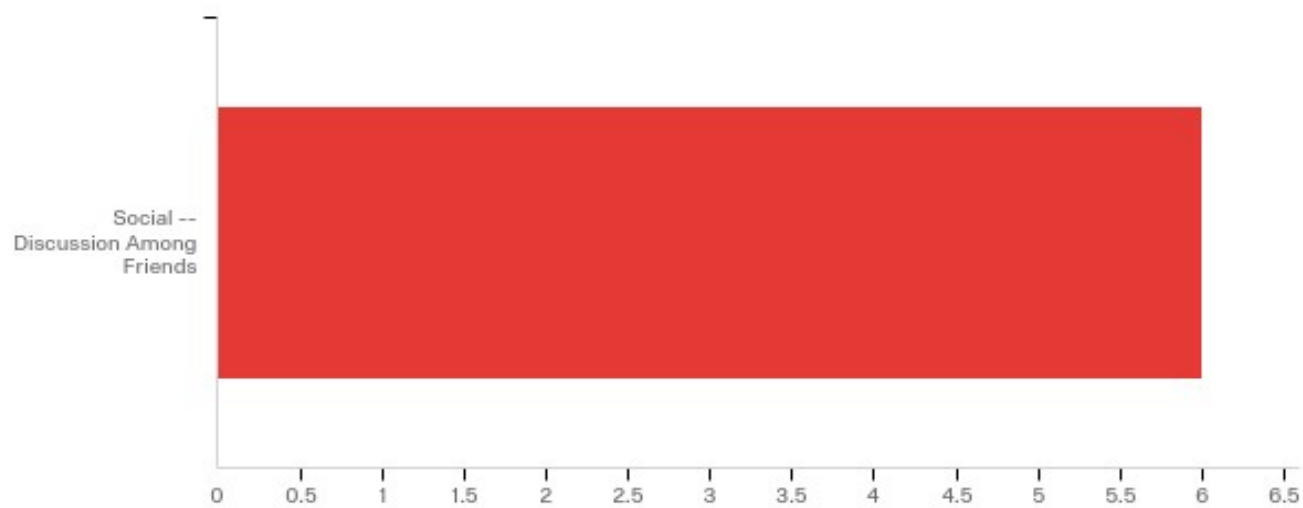


Default Report

Number and Length of Speech Acts

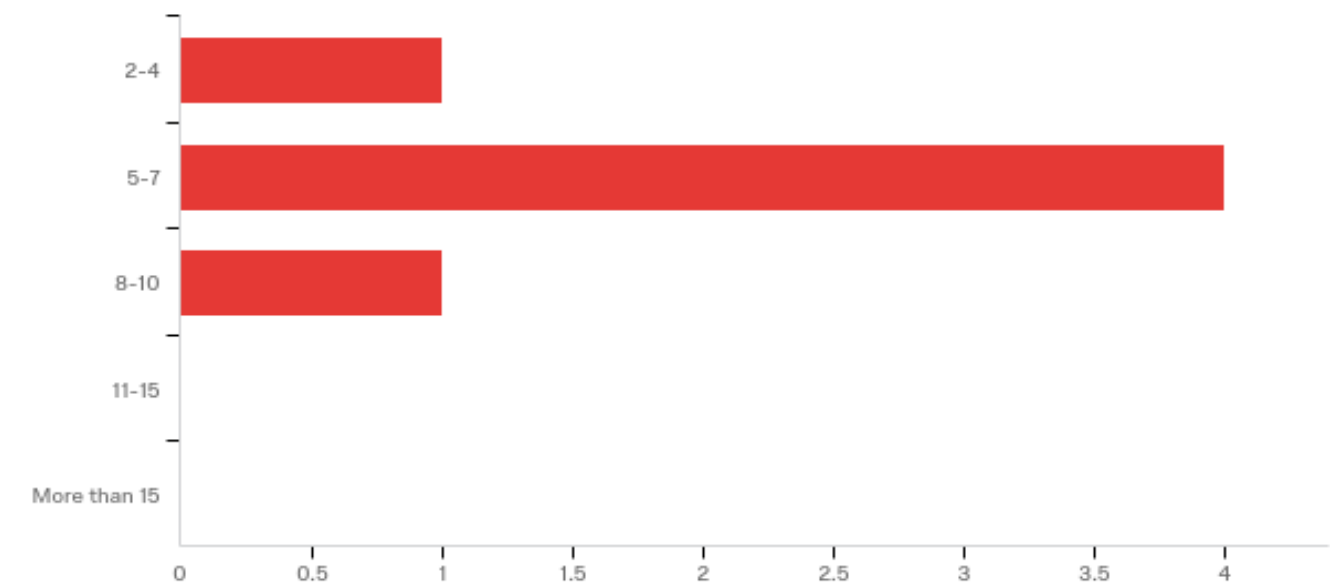
February 22nd 2018, 2:08 pm EST

Q1 - What was the setting for the speech event?



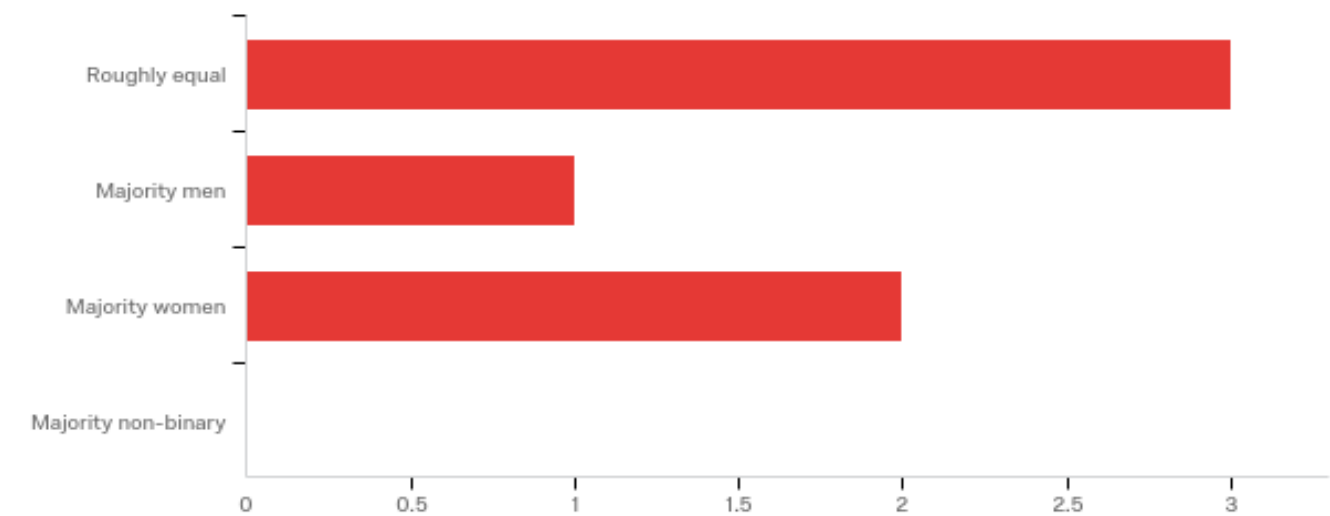
#	Answer	%	Count
1	Social -- Discussion Among Friends	100.00%	6
	Total	100%	6

Q2 - How many people were present? (Count even those who did not talk.)



#	Answer	%	Count
1	2-4	16.67%	1
2	5-7	66.67%	4
3	8-10	16.67%	1
4	11-15	0.00%	0
5	More than 15	0.00%	0
	Total	100%	6

Q6 - What was the gender distribution of the group?



#	Answer	%	Count
1	Roughly equal	50.00%	3
2	Majority men	16.67%	1
3	Majority women	33.33%	2
4	Majority non-binary	0.00%	0
	Total	100%	6

Q5 - Of those, how did you divide the speakers? Please indicate the number of speech acts made by non-binary, women, and men. In the second column, indicate the number of speech acts that you (subjectively) judged to be longer than the "average" for that observation. In that third column, indicate the total number of speakers for each category.

Women - Number of Speech Acts

Women - Number of Speech Acts
15
24
2
3
3
10+

Women - "Longer Than Average" Speech Acts

Women - "Longer Than Average" Speech Acts
3
5
3
0
2
0

Women - Number of Speakers

Women - Number of Speakers
5
3
25

2
5
3

Men - Number of Speech Acts

Men - Number of Speech Acts
21
41
3
7

Men - "Longer Than Average" Speech Acts

Men - "Longer Than Average" Speech Acts
8
6
4
2

Men - Number of Speakers

Men - Number of Speakers
3
5
50
3

Non-Binary - Number of Speech Acts

Non-Binary - Number of Speech Acts

0

0

0

Non-Binary - "Longer Than Average" Speech Acts

Non-Binary - "Longer Than Average" Speech Acts
--

0

0

0

Non-Binary - Number of Speakers

Non-Binary - Number of Speakers

0

0

0
